

# LETTERING PRACTICE WORKSHEET

## FOR FUDENOSUKE CALLIGRAPHY PENS

Congratulations on taking the first steps to getting started lettering! On the following pages you'll find practice strokes, lowercase letters and uppercase letters, along with a blank practice worksheet. Print these practice worksheets as many times as you like to help you practice while you learn how to letter.

### **Printing Instructions:**

Choose "Fit to page" when printing this pdf. In order to preserve the tips of your brush pens, we recommend either printing on a very smooth printer paper such as HP Premium Choice Laserjet Paper, or using a sheet of tracing paper or marker paper over the top of your printed worksheet to practice. We do not recommend using your brush pens on regular copy paper.

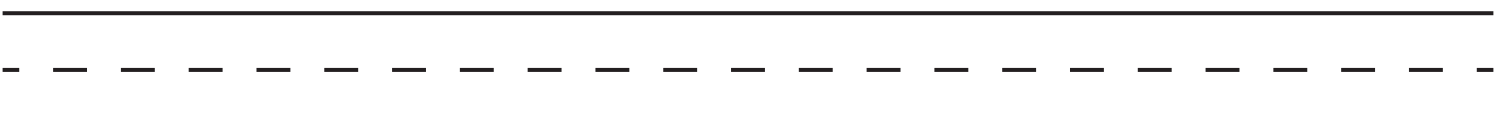
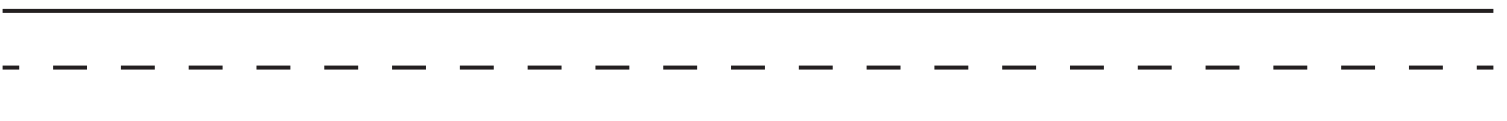
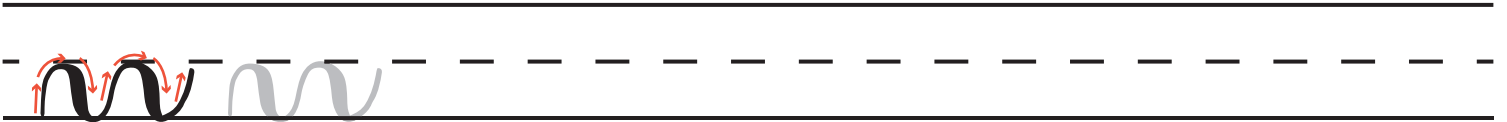
# LETTERING PRACTICE WORKSHEET

## FOR FUDENOSUKE CALLIGRAPHY PENS

Handwriting practice lines consisting of solid top and bottom lines with a dashed midline, repeated 10 times down the page.

# LETTERING PRACTICE WORKSHEET

## FOR FUDENOSUKE CALLIGRAPHY PENS



a a a

b b b

c c c

d d d

e e e

f f f

g g g

h h h

i i i

j j j

k k k

l l l

m m m

n n n

o o o

p p p

LETTERING PRACTICE WORKSHEET  
FOR FUDENOSUKE CALLIGRAPHY PENS

q q q

r r r

s s s

t t t

u u u

v v v

w w w

x x x

y y y

z z z

UPPERCASE ALPHABET

A A A

B B B

C C C

D D D

E E E F F F

D D D H H H

d d d g g g

K K K L L L

M M M N N N

O O O P P P

Q Q Q R R R

S S S T T T

# LETTERING PRACTICE WORKSHEET

## FOR FUDENOSUKE CALLIGRAPHY PENS

u u u v v v

w w w x x x

y y y z z z

Blank handwriting practice lines consisting of solid top and bottom lines with a dashed midline.